


AFP VETERINARY IMAGING SYSTEMS

ULTIMA VCTM 6000 VETERINARY RADIOGRAPHIC SYSTEM

Setting An Entire New Standard
For Top Of The Line Quality Veterinary
Radiographic Equipment



VISIONARY IMAGING

"The unique design of the VCTM gives the doctor and his staff the ability to work on the animal from any side of the table. Operator control is within easy reach."

Veterinary Ceiling Tube Mount (VCTM)

The First Dedicated Veterinary Ceiling Tube Mount

The VCTM gives the doctor the ability to combine rooms, such as X-Ray and surgery, X-Ray and exam, X-Ray and prep.

The console and all high voltage components are up and away from the staff, making the equipment much safer to operate ... a distinct advantage over locating the control and/or electronics under the table.

The only component on the floor is the table, enabling the room to be kept much cleaner


The ceiling mounted tubestand (unlike floor or table mounted systems) is unaffected by strong floor cleaners and animal waste products.



**7' Length Of Track
Electric Locks
Cable Drape Assembly
Built-In Angle Indicator
Standard (Not Shown)**



**Tube Roll Up To
90 Degrees In
Either Direction**

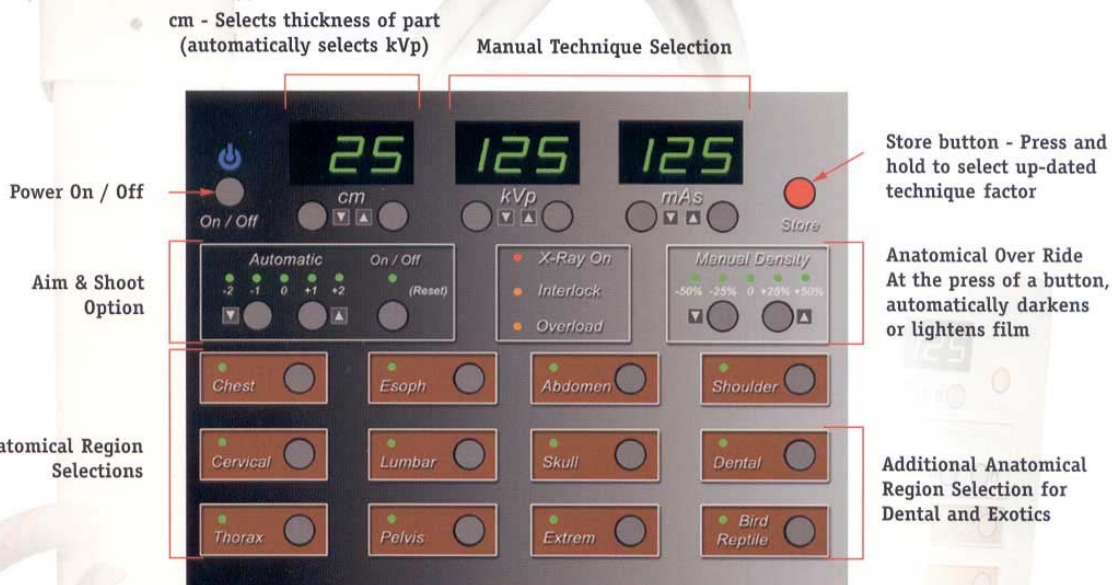


**Entire Tube Assembly
Rotates Up To 360 Degrees**

Made to last a lifetime, using only the highest quality components, the VCTM will never *RUST, CHIP, OR FADE!*

Ultima "Smart Touch" Control

High Frequency Anatomical Series Generator



- Th
- M
- Th
- Th
- G
- Ta

The New Standard In Generator Design

- Third Generation Design
- "Smart Touch" - So easy, anyone with a basic knowledge of radiology can start to use.
- Operates in anatomical mode or manual two factor mode.
- Six power configurations to choose from ... select up to 800 mA and 150 Kvp outputs.
- Needs only a fraction of the power previously needed. Requires no step-up transformer.
- 325, 425 and 550 can operate off of either single phase or three phase power supply.
- 650 and 850 require three phase power.
- Self-calibrating. Requires no special test equipment. Self Diagnostics ... very inexpensive to service and maintain. Wall mounted electronics use only three main PC boards.
- Fully upgradeable in the field for increased power, fluoroscopic, aim & shoot, and digital (filmless) equipment.
- May be used to upgrade your existing equipment.



- A
- li
- T
- b

- S
- T
- G
- T

- S
- T

AFP VETERINARY IMAGING SYSTEMS

ULTIMA VCTM 6000 VETERINARY RADIOGRAPHIC SYSTEM

R A D I O G R A P H I C T A B L E S

AFP offers three different models to choose from:

- All tables have smooth tops for easy cleaning
- All table controls are built into the base
- All tables are fully enclosed front and back
- Choice of table lengths

The AFP 6000 - The First Dedicated Power Lift Table

- The power lift four-way float top table can handle animals up to 500 Lbs!
- Motor driven table can be lowered and raised 21" to 35".
- The top of the table floats in four different directions and electrically locks.
- The table top is 73" X 32" and can float transversely 8" front to back and 28" left to right.
- Grid cabinet travel is 24".
- Table includes grid cabinet, deluxe heavy duty stainless cassette tray and choice of grids (8:1 103 line is standard).



Allows large animals to be lifted effortlessly.

This product is a major benefit for all practices.

The animal may be X-Rayed with the table in either the lowered or raised position.

There is less chance of animal injury with the table in the lowered position.

(Model 3000 shown)

The AFP 3000

- Similar to the AFP 6000, this model excludes the elevating feature.
- Table top is 60" X 28".
- Grid cabinet travel is 8".
- Table top travels 6" front to back and 21" left to right.

The AFP 1000

- Similar to the AFP 3000. The top is fixed and the base is the same length and width as the top.
- Table top is 24" X 60".

Any model may be purchased separately to upgrade your present table.
We will also custom design to fit your specific needs.

Laser Guided Advanced Collimation System (Model ADCS)


Designed To Enhance the Quality Of Veterinary Radiographs

"With our combination Veterinary Ceiling Tube Mount and Advanced Collimation System, you can perform both dental and general radiography."



*Laser Guided Collimation System
Enhances Positioning*

- Laser Guided Beam Allows Technician To Center And Collimate More Accurately.
- 24 Volt, 150 Watt Quartz Lighting For Better Visualization Of X-Ray Field Provides Extended Bulb Life.
- 40 Second Auto Lamp Timer With Override
- Collimator Offers Up To 150 kVp Protection
- Cone And Aperture System Included.
- Collimator Housing Provides Protection To Both Staff And Animals From Lamp Burns.
- Easy Bulb Replacement.



*Extension Cone
Skull
Dental
Spot*



*Aperture Set
Large And Small Plates
For Two-On-One Exposures,
Table Top Or Grid Work
When Using Aperture, No
Further Lead Protection
On The Cassette Is Required
(Cones And Apertures Can
Be Custom Configured To
Your Exact Needs At
Additional Cost)*

The New Standard In Quality Radiographs





250 Clearbrook Road

Elmsford, NY 10523

Call Toll Free: 1.800.592.6666 (North America)

Phone: 1.914.592.6100

Fax: 1.914.592.6148

e-mail: marketing@afpimaging.com

www.afpimaging.com

Veterinary Equipment Selection Checklist

We Can Build A System For You!

ULTIMA "SMART TOUCH" SERIES GENERATORS AND OPTIONS

- 325 / 300 mA, 125 kVp
- 425 / 400 mA, 125 kVp
- 550 / 500 mA, 150 kVp
- 650 / 600 mA, 150 kVp
- 850 / 800 mA, 150 kVp
- Aim & Shoot (Automatic Exposure) Optional
- AP Anatomical Program Selection Included
- High Speed Rotor Control Optional
- Fluoroscopic Capability Optional
- Two (2) Tube Capability Optional

TUBESTANDS

- Veterinary Ceiling Tube Mount (VCTM)
- Standard Moveable Tubestand
- Fixed Tubestand

RADIOGRAPHIC TABLES

- 6000 Four Way Power Lift Float Top Table
- 3000 Four Way Float Top Table
- 1000 Fixed Top Table

COLLIMATORS

- Laser Guided Advanced Collimation System (ADCS)
(Includes Cone and two apertures)
- Optima Collimation System

X-RAY TUBE SELECTION

- AFP 8-Series .1 and .2 Focal Spot, 140 KHU
- AFP 74-Series .6 and 1.5 Focal Spot, 200 KHU
- Specify Other Tube _____

HIGH VOLTAGE CABLES

- 10' Pair
- 20' Pair
- 30' Pair
- 40' Pair

X-RAY GRIDS & CASSETTES

- 8:1 103 Line Grid
- 10:1 103 Line Grid
- 12:1 102 Line Grid
- Grid Cassette (14" X 17")
- Grid Cassette (10" X 12")
- Specify Other Grid _____

X-RAY FILM PROCESSORS

- Mini-Med Veterinary Film Processors
- 810 Basic Dental Film Processor
- Excel Automatic Dental Film Processor

DENTAL X-RAY SYSTEMS

- Image-Vet 70Plus Anatomically Programmed
Veterinary Intraoral Dental X-Ray System

**ALL COMPONENTS ARE DESIGNED TO BE PURCHASED
SEPARATELY TO UPGRADE EXISTING EQUIPMENT**

Specifications are subject to change

AFP Dealer