

Combi Elevator-2

Height adjustable Bucky table with integrated tube stand and optional with computer servo driven tomography

**Combi
Elevator-2**

**Combi
Elevator
Tomo-2**





Efficient easy Handling

The advantages of the Elevator-2 and the integrated tube stand system of the CS 2000 are combined in the Combi Elevator-2.

The central handling of the tube stand and the automatic Bucky linkage guarantees convenient operation. When leaving the Bucky travel range the tube stand uncouples automatically and re-couples to the Bucky when the tube stand is returned to the Bucky travel range.

Versatile installation

The tube stand rail system can be installed for right or left hand operation depending on the wall Bucky stand preference or room architecture considerations. Please refer to the diagram for excursion dimensions. (Please refer to small picture)



Optimal height adjustment from 54 cm to 85 cm

The table height adjustment is made by depressing the foot pedal and the safety switch on the operation handle. The table stops automatically in the predefined exposure height. The ability to adjust the table height from 54 cm to 85 cm is ideal for transferring none ambulatory or casualty patients to the table, from a wheel chair or a mobile stretcher.

Easy patient positioning with the effortless movement of the floating table top

The table top is released by either one of the foot pedals. All locks are electro-magnetically assuring years of trouble free operation. The table top moves 60 cm to the left, 50 cm to the right and 12 cm transversally.

Silent and smooth vertical travel

The super silent motor with its electronic control system gives the table a soft start and stop, the effect is that the patient has little or no sensation of vertical movement.

Maximum tube movement

The tube stands longitudinal movement is 164 cm, 94 cm to the left, 70 cm to the right (please refer to large picture). The X-ray tube focus to floor distance is a minimum of 42 cm to a maximum of 198 cm. The X-ray tube rotation movement is $\pm 120^\circ$ with indexes at 0° and $\pm 90^\circ$.



Combi Elevator Tomo-2

Features a fully integrated, microprocessor controlled linear tomography. There is no obstruction fulcrum tower or any mechanical attachments to contend with. The available tomographic exposures are 40°, 30°, 20° and 8° zonography each with two speed settings. The SID can be selected to any point between 100 cm and 115 cm. Tomographic layer height is adjustable in increments of 1mm from 0 mm to 240 mm.

Easy Operation!


The operator is guided by the intuitive in the control panel.

Coupling and uncoupling of the tomograph fulcrum bar and Bucky is no longer needed, all of this is achieved by the precision micro processor controlled servo system. This operator friendly machine makes tomographic examination a pleasure.



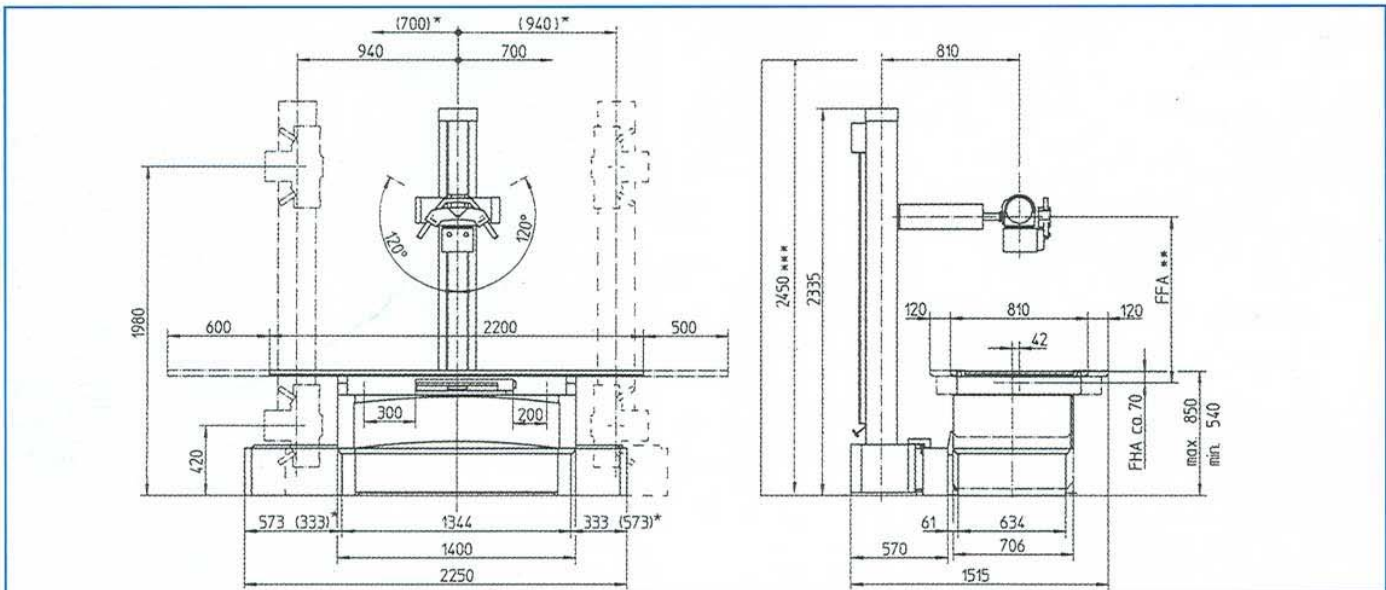

Lateral exposures made easy

Manipulation and control of the tube stand is made easy by the ergonomically designed controls and hand grip. The tube stand column rotates with ease $\pm 90^\circ$ for lateral exposures.



Conclusion:

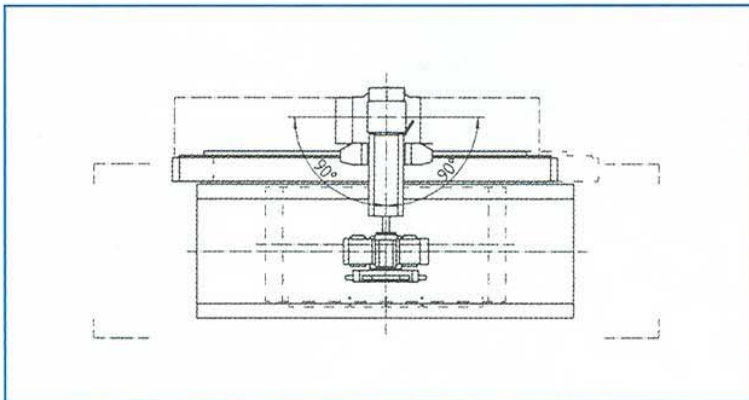
The Combi Elevator-2 and the Combi Elevator Tomo-2 are the ideal Bucky tables for all respects of radiology and tomography. Your best choice for any up-to-date health care facility.



* Installation Wall Bucky Stand right hand side (optional)

** FFA = 1300 max.; 1000 to 1150 for Tomography

*** required room height for installation



Accessories:

- Patient hand grips
- Patient positioning pad
- Compression device
- Fixtures for
- Head and hip clamps
- Lateral cassette holder
- Tübingen patellar positioning device